



# Mobile Application Access Details



## Mobile App Login Instructions

Open the URL [m.myezcare.com](https://m.myezcare.com) in your browser, enter your registered username and password with the company code, then tap Login to access your account. The User can also install the app by clicking on the “Install App” option at the bottom of the screen.



 Company Name

 User Name

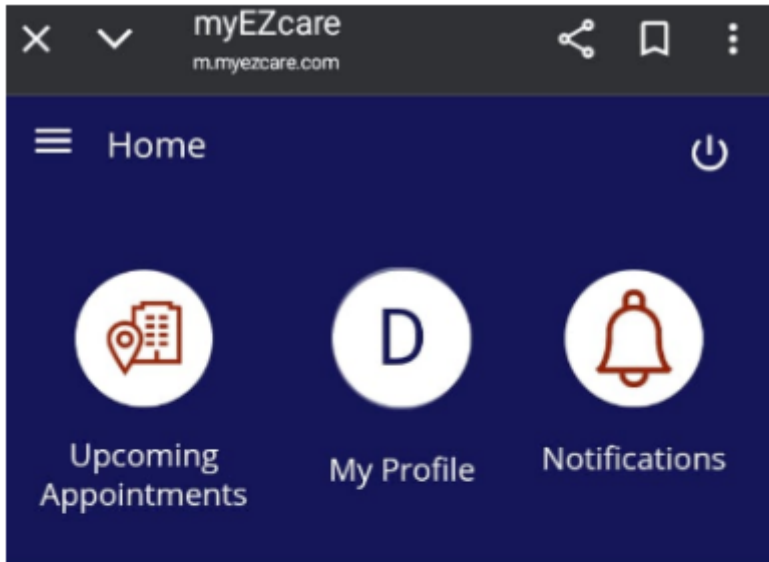
 Password or PIN  

[Forgot Password?](#)



The app “myEZcare” will be installed on your mobile device. Enter your registered username and password with the company code, then tap Login to access your account.

Click “Upcoming Appointments” to view the appointments for the day.



The Staff having Web application access has a choice to choose their preferred platform once they login the Web application.



## Choose Your Preferred Platform

Select how you'd like to access your healthcare dashboard



### Web Application

Access via browser on your computer or laptop



### Mobile Application

Access via our mobile app on your smartphone or tablet

Remember my choice for future logins

**CONTINUE**

When the staff select the mobile application and click “Continue”, they will be directed to <https://m.myezcare.com>.

Thank you.

---

Revision #1

Created 11 September 2025 19:22:55 by Thamarai

Updated 11 September 2025 19:28:10 by Thamarai