

# Referral History, Physician, Dx code

## Adding Referral History

The Referral History tracks the source and progression of recommendations and connections in the system. Enter the required information in the system and then Click Add option.

Client >> List>> Patient Name >> Referral History

EDIT PATIENT - CLARK, SAMUEL 45Y 7M MALE / #3357951852 / LOCATION: N/A / STATUS: ACTIVE

Patient Details

Documents

Billing/Prior Authorization

Care Plan

Calendar

Block Employees

Internal Messaging

Notes

Patient Information

Referral History

Physician

DxCode

Medication

Preferences Skills

Setting

Audit Logs

Referral History

Referral Date \*

Referral Source \*

Closure Date

Closure Reason

Referral Date

Select

Closure Date

Closure Reason

Add

Cancel

The added Referral History can be deleted by using the delete option under Action.

Patient Information

Referral History

Physician

DxCode

Allergy

Medication

Preferences Skills

Setting

Audit Logs

Referral History

Referral Date \*

Referral Source \*

Closure Date

Closure Reason

Referral Date

Select

Closure Date

Closure Reason

Add

Cancel

Referral Date	Referral Source	Closure Date	Closure Reason	Action
11/01/2023	Agency	11/02/2023		<div><div></div><div></div></div>

The Referral Source has an option Add/ Edit/Item which is used to add new Referral Source in the application.

EDIT PATIENT - TEST TEST 23Y 8M FEMALE / #TEST1 / LOCATION: STRAND / STATUS: ACTIVE

Patient Details

Documents

Billing/Prior Authorization

Care Plan

Calendar

Block Employees

Internal Messaging

Notes

Patient Information

Referral History

Physician

DxCode

Medication

Preferences Skills

Setting

Audit Logs



Referral History

Referral Date \*  
mm/dd/yyyy

Referral Source \*  
Select  
Add/Edit/Item  
Agency  
Email  
Fax  
new  
Phone  
test

Closure Date  
mm/dd/yyyy

Closure Reason  
Closure Reason

Referral Date	Referral Source	Closure Date	Action
10/11/2023		23/11/2023	 

The following popup appears to add the Referral Source.

EDIT PATIENT - TEST TEST 23Y 8M FEMALE / #TEST1 / LOCATION: STRAND / STATUS: ACTIVE

Patient Details

Documents

Billing/Prior Authorization

Care Plan

Patient Information



Referral History

Physician

Referral History

Referral Date \*  
mm/dd/yyyy

Closure Reason  
Closure Reason













Referral Date	Referral Source	Action
10/11/2023		 

Name \*

Save

Cancel

All

ID	Name	Action
1	Email	 
2	Phone	 
3	Fax	 
4	Agency	 
5	test	 
24	new	 

# Physician

The Physician Details of the patient can be added by using the option Physician in Patient details. Click Add Physician option to update new Physician information.

Client >> List>> Patient Name >> Physician

Patient  
Details

Documents

Billing/Prior  
Authorization

Care Plan

Calendar

Block  
Employees

Internal  
Messaging

Notes

Patient Information

Referral History

Physician

DxCode

Medication

Preferences Skills

Setting

Audit Logs

## Physician Details ?

### Physician

Physician

+ Add Physician

✕ Cancel

Save

Now, enter the required details of the Physician and Click Save option. To update existing physician, search the physician name and Click save.

Patient  
Details

Documents

Patient Information Referral History

## Physician Details ?

### Physician

Physician

### ADD PHYSICIAN ENTER PHYSICIAN INFORMATION

#### Physician Information

Search ?

Zip Code\*

XXXXXX

First Name\*

First Name

Email

Email

Middle Name

Middle Name

Phone

Phone

Last Name\*

Last Name

Mobile Number

Mobile Number

Address\*

Address

NPI Number ?

XXXXXXXXXX

City\*

City

Specialist\*

State\*

Select

The added physician can also be deleted by using the option **x** under Action.

Patient Information Referral History **Physician** DxCode Allergy Medication Preferences Skills Setting Audit Logs

#### Physician Details ?

##### Physician

[+ Add Physician](#)

Physician	Email	Address	Phone	Specialist	Action
WASHECK DANIEL		1101 SUPERMALL WAY STE 1269		Physical Therapist in Private Practice	<b>x</b>
Daniel James		po box 1584		Nurse Practitioner	<b>x</b>

[x Cancel](#)[Save](#)

## Dx Code

The diagnosis code, often referred to as an ICD code are essential to medical billing and insurance claims. Search the required Dx code and Click Add option.

**Client >> List>> Patient Name >> Dx Code**

EDIT PATIENT - CLARK, SAMUEL 45Y 7M MALE / #3357951852 / LOCATION: N/A / STATUS: ACTIVE

##### Patient Details

[Documents](#)[Billing/Prior Authorization](#)[Care Plan](#)[Calendar](#)[Block Employees](#)[Internal Messaging](#)[Notes](#)

Patient Information Referral History Physician **DxCode** Medication Preferences Skills Setting Audit Logs

#### DX Code Details ?

##### DX Code

##### Precedence ?

[Add](#)[x Cancel](#)

Type	DX Code	Description	Precedence	Action
ICD-10	I10 (I10)	Essential (primary) hypertension	1	<b>x</b>

The added Dx code can also be deleted by using the option **x** under Action.

DX Code Details

DX Code

DX

Precedence

Precedence

Add

Cancel

Type	DX Code	Description	Precedence	Action
ICD-10	I10 (I10)	Essential (primary) hypertension	1	<div><div></div><div></div></div>

Revision #2

Created 22 November 2023 19:33:29 by Thamarai

Updated 24 November 2023 21:33:40 by Thamarai