

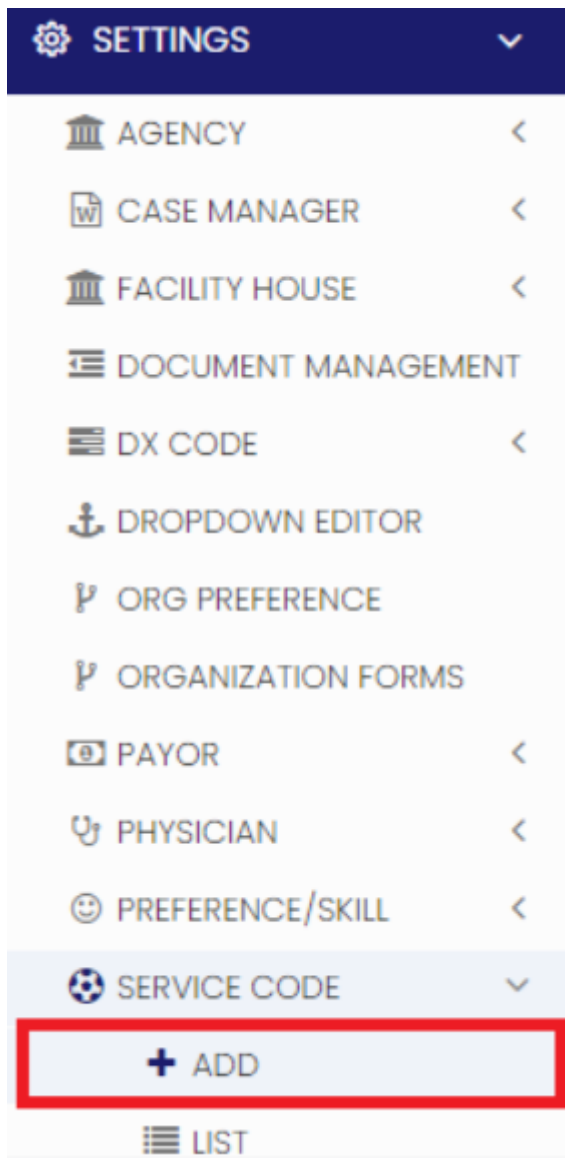
Service Code

A service code is a standardized alphanumeric or numeric code used for billing and documentation. It categorizes and identifies specific procedures, services, and equipment provided to patients. Service codes help ensure accurate billing, reimbursement, and compliance with healthcare regulations in the field.

Adding Service Code

Note: All Fields marked with * are mandatory and must be filled out, otherwise the system will generate an error indicating that the required information is missing.

Settings >> Service Code >> + Add option






The user can update the Service code details in the required field and Click Save option.

ADD SERVICE CODE DETAILS

Service Code Service Code Mapping

Service Code Details

Service Code ? *	<input type="text" value="Service Code"/>	
Modifier ?	<input type="text" value="Select Modifier"/>	
Service Name ? *	<input type="text" value="Service Name"/>	
Description *	<input type="text" value="Description"/>	
Is Billable? ?	<input type="text" value="No"/>	

Editing Service Code

Settings >> Service Code >> List

SETTINGS

AGENCY

CASE MANAGER

FACILITY HOUSE

DOCUMENT MANAGEMENT

DX CODE

DROPDOWN EDITOR

ORG PREFERENCE

ORGANIZATION FORMS

PAYOR

PHYSICIAN

PREFERENCE/SKILL

SERVICE CODE

+ ADD

LIST

Select the service code from the list and click Edit option on the right side of the screen.

SERVICE CODE LIST					
<div><div>Refresh</div><div>+ Service Code</div></div>					
Service Code	Modifier	Service Name	Account Code	Billable	Action
<div>Service Code</div>	<div>Modifier Name</div>	<div>Service Name</div>	<div>Account Code</div>	<div>Select</div>	<div>Search</div> <div>Reset</div>
T1019	N/A	Comprehensive community support services, per diem	N/A	Yes	<div><div></div><div></div></div>
T1005	N/A	Respite Care	N/A	Yes	<div><div></div><div></div></div>

Now, Edit the required information and click update option.

EDIT SERVICE CODE DETAILS

Service Code

Service Code Mapping

Service Code Details

Service Code ? *

T1019

Modifier ?

Select Modifier

Service Name ? *

Personal Care

Display *

Personal care

Account Code

Account Code

Is Billable? ?

Yes

Visit Type

Select

+

Update

Cancel

Service Code Mapping

The Service Code Mapping can be done for the payor added in the system. Click + Service code mapping option. Select the payor, enter the required fields under Payor - Service code Mapping and click Save Option.

Service Code

Service Code Mapping

Service Code Mapping

Payor *

Select Payor

Payor - Service Code Mapping

Service *

Select

Service Code *

T1005

Unit Type *

Select

Start Date *

Start Date

End Date *

End Date

Rate (\$) *

Rate (\$)

Revenue Code ? +

Select

Save

Cancel

Delete Service Code

Select the Service Code from list and click Delete option on the right side of the screen.

SERVICE CODE LIST					
<div><div>Refresh</div><div>+ Service Code</div></div>					
Service Code	Modifier	Service Name	Account Code	Billable	Action
<div>Service Code</div>	<div>Modifier Name</div>	<div>Service Name</div>	<div>Account Code</div>	<div>Select</div>	<div>Search</div> <div>Reset</div>
T1019	N/A	Personal Care	N/A	Yes	<div><div></div><div></div></div>
T1005	N/A	Respite Care	N/A	Yes	<div><div></div><div></div></div>

Revision #13
Created 20 October 2023 20:38:55 by Thamarai
Updated 6 November 2023 21:15:16 by Thamarai