

Preference / Skills

Preference refers to the specific choices and desires of patients regarding the type of care, treatment, and services they wish to receive in their home.

Skills refer to the specialized abilities, expertise, and competencies possessed by healthcare professionals who provide care and treatment to patients in their homes.

Note: All Fields marked with * are mandatory and must be filled out, otherwise the system will generate an error indicating that the required information is missing.

Adding Preference / Skills

Settings >> Preference / Skill >> +Add option

Select the Type and update the Name. Click Save to Add Preference / Skill detail

ADD PREFERENCE/SKILL

Preference/Skill Detail

Type*

Select Type

Name*

Enter Name

Save

Cancel

Editing Preference / Skill

Settings >> Preference / Skill >> List

Select the Preference from List and Click Edit option on the right side of the screen.

PREFERENCE/SKILL LIST			
<div> <div>Refresh</div> <div>Active</div> <div>+ Preference/Skill</div> </div>			
	Name	Type	Action
<input type="checkbox"/>	<input type="text" value="Name"/>	<div>Select Type</div>	<div>Search</div> <div>Reset</div>
<input type="checkbox"/>	morning only	Preference	<div><div></div></div> <div></div>
<input type="checkbox"/>	Punjabi Food	Preference	<div><div></div></div> <div></div>
<input type="checkbox"/>	Only speaks spanish	Preference	<div><div></div></div> <div></div>
<input type="checkbox"/>	Short Tempered	Preference	<div><div></div></div> <div></div>
<input type="checkbox"/>	Arabic Speaking	Preference	<div><div></div></div> <div></div>

Now, Edit the required information and Click Update option

EDIT PREFERENCE/SKILL

Preference/Skill Detail

Type*

Preference

Name*

morning only

Update


Cancel

Delete Preference / Skills

Settings >> Preference / Skill >> List

Select the physician from list using the check box and click Delete or Disable Selected option in the screen.



PREFERENCE/SKILL LIST


 Refresh Active  Delete Selected  Preference/Skill

Name		Type	Action
<input type="checkbox"/>	<input type="text" value="Name"/>	<input type="text" value="Select Type"/>	<input type="button" value="Search"/> <input type="button" value="Reset"/>
<input type="checkbox"/>	Gardener	Skill	 
<input type="checkbox"/>	teacher	Skill	 
<input type="checkbox"/>	No cats	Preference	 
<input checked="" type="checkbox"/>	NO DOGS	Preference	 

Now, the Preference / Skills gets deleted and we can view the details under Deleted list.



PREFERENCE/SKILL LIST


 Refresh Deleted  Preference/Skill

Name		Type	Action
<input type="checkbox"/>	<input type="text" value="Name"/>	<input type="text" value="Select Type"/>	<input type="button" value="Search"/> <input type="button" value="Reset"/>
<input type="checkbox"/>	NO DOGS	Preference	 <input type="button" value="Active"/>

The user can also Restore the deleted Preference by using the option Active on the right side of the screen.

PREFERENCE/SKILL LIST

 Refresh Deleted  Preference/Skill

Name		Type	Action
<input type="checkbox"/>	<input type="text" value="Name"/>	<input type="text" value="Select Type"/>	<input type="button" value="Search"/> <input type="button" value="Reset"/>
<input type="checkbox"/>	NO DOGS	Preference	 <input type="button" value="Active"/>